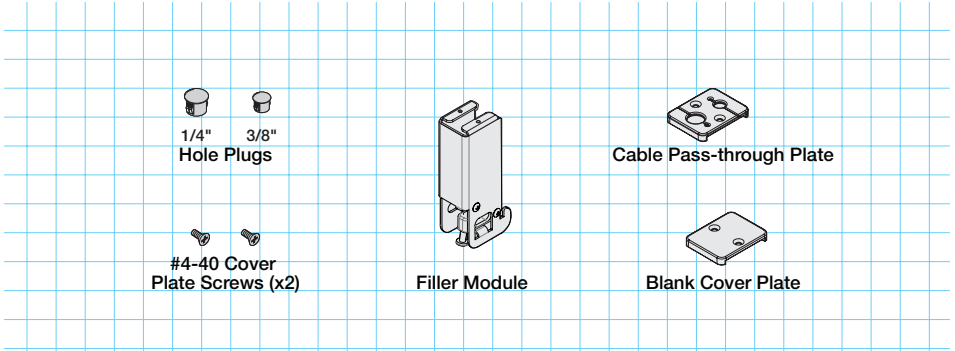


Retractor Filler Module • Installation Guide

The Retractor Filler Module is required to occupy unused space in Retractor installations.

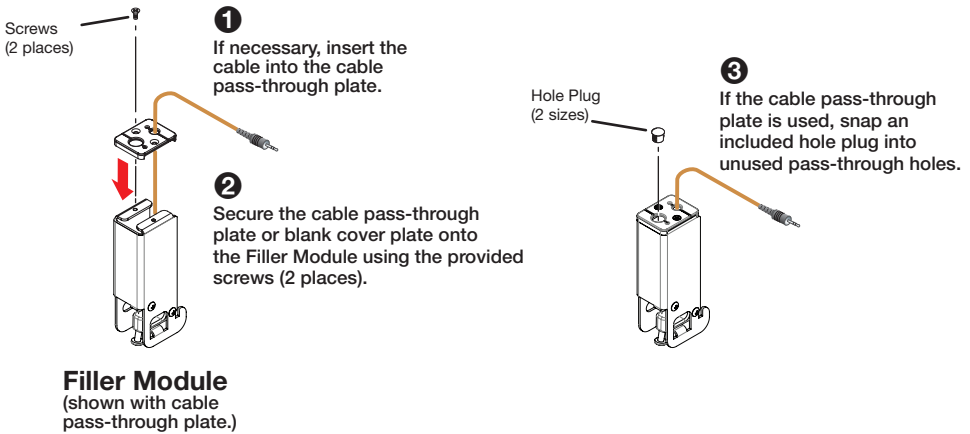
The kit includes the filler module, a cable pass-through plate, hole plugs (for unused pass-through holes), a blank cover plate, and hardware for mounting the plates.

Filler Module Included Parts

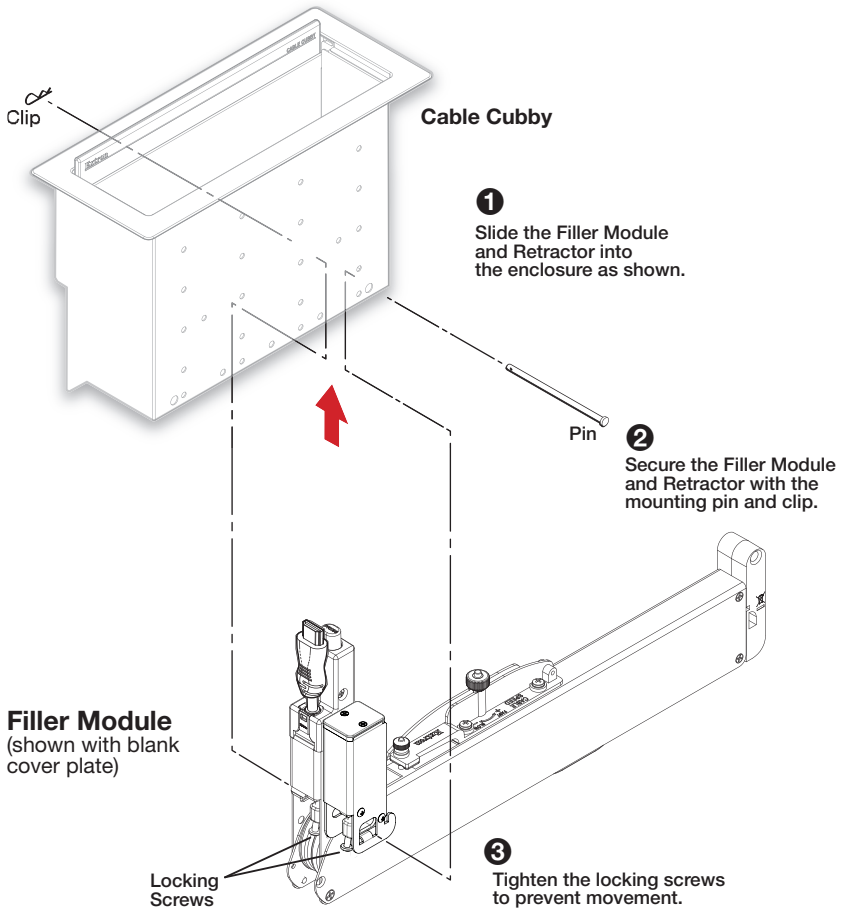


Filler Module Assembly

A blank cover plate or cable pass-through plate must be fastened to the Filler Module prior to installation in the enclosure.



Filler Module Installation



NOTES:

- Do not overtighten the locking screws. They only need to be snug.
- For cable pass-through installation, allow enough cable below the enclosure to provide adequate extension for your application.

Extron USA Headquarters +800.633.9876 (Inside USA/Canada Only)		Extron Europe +800.3987.6673 (Inside Europe Only) +31.33.453.4040 +31.33.453.4050 FAX	Extron India 1800.3070.3777 (Inside India Only) +91.80.3055.3777 +91.80.3055.3737 FAX
Extron USA - West +1.714.491.1500 +1.714.491.1517 FAX	Extron USA - East +1.919.850.1000 +1.919.850.1001 FAX	Extron Japan +81.3.3511.7655 +81.3.3511.7656 FAX	Extron China +86.21.3760.1568 +86.21.3760.1566 FAX
Extron Asia +65.6383.4400 +65.6383.4664 FAX	Extron Middle East +971.4.299.1800 +971.4.299.1880 FAX	Extron Korea +82.2.3444.1571 +82.2.3444.1575 FAX	