


**Mini-XLR 3-pin male
to captive screw**




XLR 3-pin female

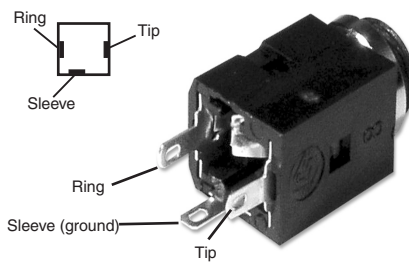


Balanced		Unbalanced	
Pin	Description	Pin	Description
1	External cable (shield/ground)	1	Ground
2	Live ("hot" positive phase)	2	Signal
3	Return signal ("cold" negative phase)	3	Ground

**Mini-XLR 4-pin male
to captive screw**



3.5mm stereo mini jack (solder)



Additional notes:

- To determine the correct pin connections of an XLR connector, refer to the device's existing XLR components.
- For pin numbering, examine the body of the XLR connector.

Extron USA - West Headquarters +800.633.9876 Inside USA / Canada Only +1.714.491.1500 +1.714.491.1517 FAX	Extron USA - East +800.633.9876 Inside USA / Canada Only +1.919.863.1794 +1.919.863.1797 FAX	Extron Europe +800.3987.6673 Inside Europe Only +31.33.453.4040 +31.33.453.4050 FAX	Extron Asia +800.7339.8766 Inside Asia Only +65.6383.4400 +65.6383.4664 FAX	Extron Japan +81.3.3511.7655 +81.3.3511.7656 FAX	Extron China +400.883.1568 Inside China Only +86.21.3760.1568 +86.21.3760.1566 FAX	Extron Dubai 68-1058-01 +971.4.2991800 +971.4.2991880 FAX Rev. B 08 08
--	--	---	---	---	--	--