
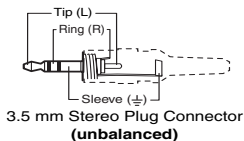


3.5mm Stereo Mini Jack (Solder)

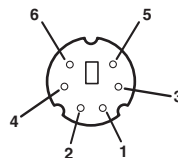
Wiring 3.5 mm Tip-Ring-Sleeve Mini Stereo Plug




6-pin Mini DIN to Bare Wires

*NC = Not connected

Pin	Wire	Desc.
1	Brown	Data
2	White	NC*
3	Black	Ground
4	Green	Power
5	Yellow	Clock
6	Red	NC*



4-pin Mini DIN to Captive Screw



4-pin Mini DIN to Bare Wire

Pin	Wire	Description
1	Black	Luminance Ground
2	Green	Chrominance Ground
3	Yellow	Luminance Signal
4	Red	Chrominance Signal

