







Specifications — SPK Series Cable



Description Part No. (length) Model	UL NEC/ C(UL) CEC UL AWM Temp.	No. of Cond.	Standard Lengths		Shipping Weights		Conductor (stranding) Diameter Nom. DCR	Nominal Core OD		Nominal OD	
			Ft.	m	Lbs.	kg		Inch	mm	Inch	mm
(1 pair) 18, 16, or 14 AWG Twisted Pairs											
Nonplenum Cable • PVC Inner Jackets • PVC Outer Jacket											
22-150-03 (1000') SPK18  Minimum bend radius: 1.5"	NEC CM C(UL) 60 °C	1 twisted pair	1000	304.8	30	13.6	18 AWG (16/30) 0.048", 1.21 mm, Cu 6.2 ohms/1k ft, 20 ohms/1 km	0.068	1.73	Single: red, black Overall: 0.165 4.19 white	
22-151-03 (1000') SPK16  Minimum bend radius: 2.0"	NEC CM C(UL) 60 °C	1 twisted pair	1000	304.8	38	17.2	16 AWG (65/34) 0.053", 1.35 mm, Cu 4.2 ohms/1k ft, 13.8 ohms/1 km	0.073	1.86	Single: red, black Overall: 0.199 5.05 white	
22-152-03 (1000') SPK14  Minimum bend radius: 2.5"	NEC CM C(UL) 60 °C	1 twisted pair	1000	304.8	51	23.1	14 AWG (41/30) 0.067", 1.70 mm, Cu 2.7 ohms/1k ft, 8.9 ohms/1 km	0.080	2.04	Single: red, black Overall: 0.244 6.20 white	
Plenum Cable • PVC Insulation • Blue Fire-resistant PVC Outer Jacket											
22-153-03 (1000') SPK18P  Minimum bend radius: 4.0"	NEC CMP C(UL) NFPA 262 60 °C	1 twisted pair	1000	304.8	18	8.2	18 AWG (16/30) 0.048", 1.21 mm, Cu 6.2 ohms/1k ft, 20 ohms/1 km	0.062	1.58	Single: red, black Overall: 0.141 3.58 blue	
22-154-03 (1000') SPK16P  Minimum bend radius: 4.0"	NEC CMP C(UL) NFPA 262 60 °C	1 twisted pair	1000	304.8	29	13.2	16 AWG (65/34) 0.053", 1.35 mm, Cu 4.2 ohms/1k ft, 13.8 ohms/1 km	0.067	1.71	Single: red, black Overall: 0.159 4.04 blue	
22-155-03 (1000') SPK14P  Minimum bend radius: 4.5"	NEC CMP C(UL) NFPA 262 60 °C	1 twisted pair	1000	304.8	41	18.6	14 AWG (41/30) 0.067", 1.70 mm, Cu 2.7 ohms/1k ft, 8.9 ohms/1 km	0.087	2.22	Single: red, black Overall: 0.196 4.98 blue	