

SM 26

SPEEDMOUNT TWO-WAY SURFACE MOUNT SPEAKERS WITH 6.5" WOOFER

SPEED MOUNT



The Extron SM 26 is a two-way surface mount speaker that delivers a wide frequency range with optimum voice and music reproduction. This speaker is ideally suited for classrooms, conference rooms, exercise facilities, and retail spaces, and is designed for fast and easy installation with the Extron-exclusive patented, concealed mounting system.

- ▶ Patented, concealed mounting system
- ▶ Included 0° mounting plate and 10° mounting adapter provide flexible installation options
- ▶ Designed to accommodate division-of-labor installations
- ▶ 6.5" (16.5 cm) long-throw woofer with dual tuned bass reflex ports
- ▶ 1" (2.5 cm) silk dome tweeter
- ▶ Two versions available:
 - 8 ohm direct operation only
 - 8 ohm direct and 70/100 V operation
- ▶ Convenient six-position, through-the-grille power tap selector on the SM 26T
- ▶ Optional yoke mount
- ▶ Optional pivot mount
- ▶ Frequency range: 65 Hz to 19.2 kHz
- ▶ 60 watts continuous pink noise, 120 watts continuous program
- ▶ Hidden locking speaker release mechanism
- ▶ Black or white high-impact enclosure
- ▶ 5 year parts and labor warranty



Extron Electronics
INTERFACING, SWITCHING AND CONTROL

DESCRIPTION

The Extron **SM 26** SpeedMount® Surface Mount Speaker is a two-way speaker with a patented, concealed wall mounting system. It features a 6.5" (16.5 cm) woofer with dual tuned ports and a 1" (2.5 cm) tweeter. The SM 26 provides a wide frequency range from 65 Hz to 19.2 kHz, and a power rating of 60 watts continuous pink noise, 120 watts continuous program capacity. The Extron-exclusive mounting system is designed to accommodate division-of-labor installations and save costs. The SM 26 is available as an 8 ohm model, and an **SM 26T** version that can operate in 8 ohm direct as well as 70 volt and 100 volt modes. The SM 26T features a six-position power tap selector, which can conveniently be accessed through the grille from outside the speaker.

The innovative mounting system allows the SM 26 to slide onto the mount and lock into place. In the same installation step, the integrated electrical contacts on the speaker automatically mate with the pre-wired contacts on the mounting plate to speed up and simplify installation.

The SM 26 saves time and installation costs for AV system contractors working with low-voltage contractors in a division-of-labor installation. During rough-in, a low-voltage contractor installs the mounting system on the wall and terminates the speaker cable to the mount's integrated wiring contacts. Later, the AV system contractor completes the installation by sliding the SM 26 onto the mount.

KEY FEATURES

- ▶ **Patented, concealed mounting system** – One installation step connects the speaker to the wiring contacts, and secures it into place.
- ▶ **Includes 0° mounting plate and 10° mounting adapter** – Four position 10° mounting adapter attaches to 0° mounting plate, and provides flexibility for vertical or horizontal speaker installation with 10° of tilt downward, upward, left, or right.
- ▶ **Designed to accommodate division-of-labor installations and save costs**
- ▶ **6.5" (16.5 cm) long-throw woofer with dual tuned bass reflex ports**
- ▶ **1" (2.5 cm) silk dome tweeter**
- ▶ **Two versions available:**
 - 8 ohm direct operation only
 - 8 ohm direct and 70/100 volt operation
- ▶ **Convenient 6 position, through-the-grille power tap selector on the SM 26T:**
 - 8 ohm direct
 - 70 volt: 32, 16, 8, 4, and 2 watt selectable
 - 100 volt: null, 32, 16, 8, and 4 watt selectable
- ▶ **Optional yoke mount allows 180° of speaker pivot**
Optional pivot mount allows 360° of speaker rotation
- ▶ **Frequency range: 65 Hz to 19.2 kHz**
- ▶ **60 watts continuous pink noise, 120 watts continuous program**

KEY FEATURES (Cont.)

- ▶ **Internal driver overload protection**
- ▶ **Hidden locking speaker release mechanism**
- ▶ **Mounting plate provides cable raceway access for surface-mounted wiring applications**
- ▶ **Black or white high-impact enclosure**
- ▶ **5 year parts and labor warranty**

SPECIFICATIONS

AUDIO/ACOUSTIC AND ELECTRICAL		
Frequency range	65 Hz to 19.2 kHz, -10 dB, full space	
Power capacity	60 W (rms) continuous pink noise (per IEC 60268-5) 120 W (rms) continuous program	
Nominal sensitivity	87 dB SPL, 1 W, 1 m, full space	
Nominal coverage angles	Horizontal: 115° (1 kHz - 4 kHz, weighted 2 kHz - 4 kHz) Vertical: 55° (1 kHz - 4 kHz, weighted 2 kHz - 4 kHz)	
Nominal impedance	8 ohms	
Rotary switch taps (SM 26T only)	70 V: 32 W, 16 W, 8 W, 4 W, 2 W, 8 ohms direct 100 V: null, 32 W, 16 W, 8 W, 4 W, 8 ohms direct	
Woofer	(1) 6.5" (165 mm) polypropylene cone	
Tweeter	(1) 1.0" (25 mm) silk dome	
Overload protection	Full range power limiter protecting the tweeter, woofer, and crossover	
GENERAL		
Package	2 speakers (1 pair) with mounting kit	
Mounting	Wall mountable with included mounting hardware or optional yoke or pivot mount	
0° mounting plate	Fixed 0°	
10° mounting adapter	Fixed 10° up, down, left, or right, based on adapter orientation	
Yoke mount (optional)	Up to 90° upward/downward or left/right in 10° steps based on orientation of yoke	
Pivot mount (optional)	Up to 30° up, down, left, right, and anywhere in between Rotation 360°	
Enclosure outer dimensions		
Speaker only	12.98" H x 8.45" W x 6.45" D (32.97 cm H x 21.46 cm W x 16.38 cm D)	
With 0° mounting plate	12.98" H x 8.45" W x 6.96" D (32.97 cm H x 21.46 cm W x 17.68 cm D)	
With 0° mounting plate attached to 10° adapter	Orientation: vertical, angled 10° down 13.26" H x 8.45" W x 8.84" D (33.67 cm H x 21.46 cm W x 22.44 cm D)	
Product weight		
SM 26		
Speaker only	7.5 lbs (3.4 kg) each	
With 0° mounting plate	8.4 lbs (3.8 kg) each	
SM 26T		
Speaker only	8.8 lbs (4.0 kg) each	
With 0° mounting plate	9.7 lbs (4.4 kg) each	
Regulatory compliance		
Safety	CE	
Environmental	Complies with the appropriate requirements of RoHS and WEEE.	
Warranty	5 years parts and labor	
Model	Version Description	Part number
SM 26	SpeedMount, 6.5" Woofer, Blk, Pair	60-1308-02
SM 26	SpeedMount, 6.5" Woofer, Wht, Pair	60-1308-03
SM 26T	SpeedMount, 6.5" Woofer, Xfmr, Blk, Pair	60-1308-12
SM 26T	SpeedMount, 6.5" Woofer, Xfmr, Wht, Pair	60-1308-13
Yoke Mount	Black	70-993-02
Yoke Mount	White	70-993-03

For complete specifications, please go to www.extron.com
Specifications are subject to change without notice.

SPEEDMOUNT SPEAKER INSTALLATION

SPEED MOUNT

The unique mounting system of the SM 26 SpeedMount speaker greatly simplifies installation of surface mount speakers, and saves considerable time and cost in labor. A mounting plate is installed at a designated wall location for an SM 26. Speaker cable is terminated to wiring contacts on the plate. All that is left is to slide the speaker onto the mount. In one sliding motion, the SpeedMount speaker is positioned into place and automatically mated with the mount's wiring contacts.

STEP 1

Pull speaker wire.



STEP 2

Attach plate to wall or stud, and connect speaker wire to contacts on plate. The SM 26 includes a 0° mounting plate and a 10° mounting adapter.



STEP 3

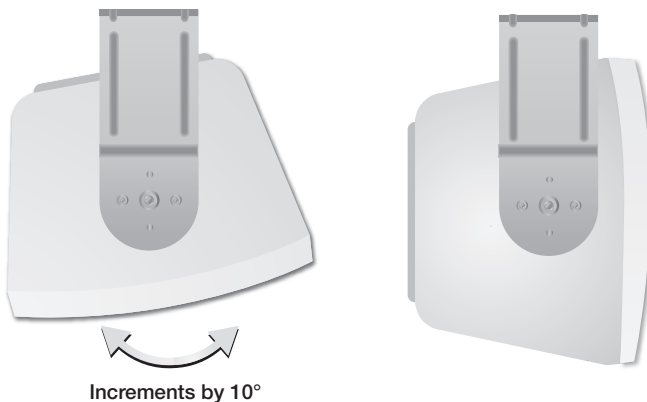
Simply slide speaker onto plate. Speaker may be locked into place with a unique key.



To see an animated demonstration of SpeedMount installation go to: www.extron.com/sm26install

Optional Yoke Mount Installation

A yoke mount is available as an optional accessory for the SM 26. It allows for vertical or horizontal speaker mounting on a wall, or on a ceiling, with 180° of pivot available in 10° detented steps. The detents allow a consistent pivot angle to be set for multiple speakers. Yoke mounts are available in black or white to match the SM 26 speaker.

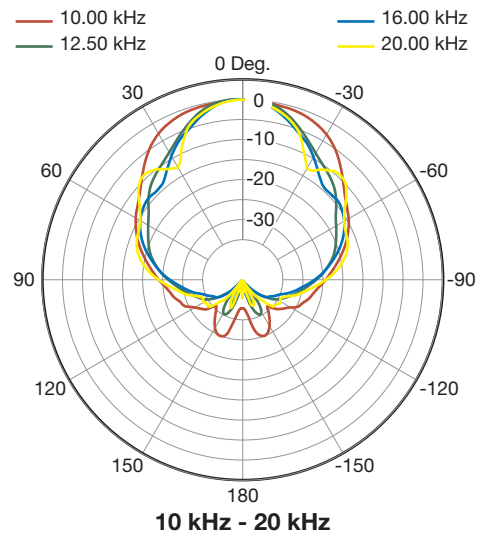
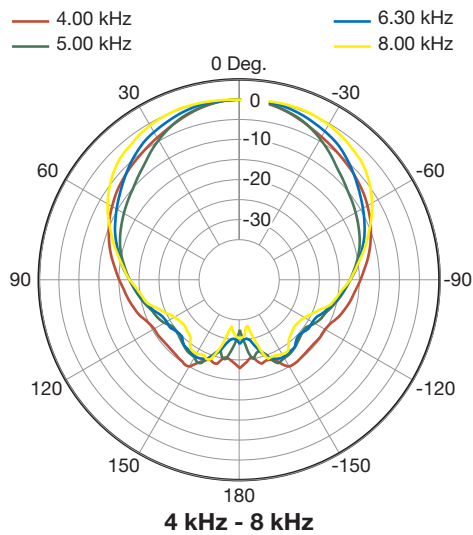
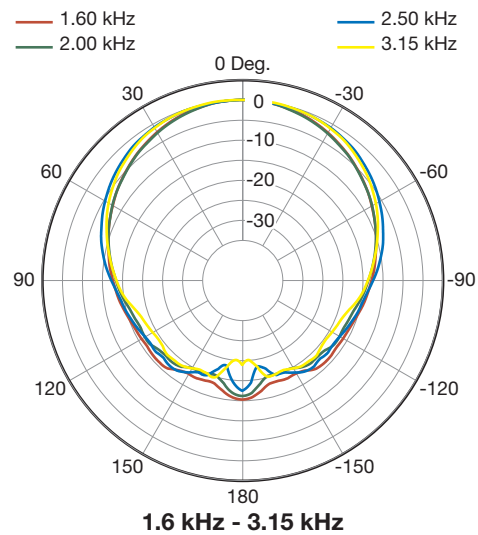
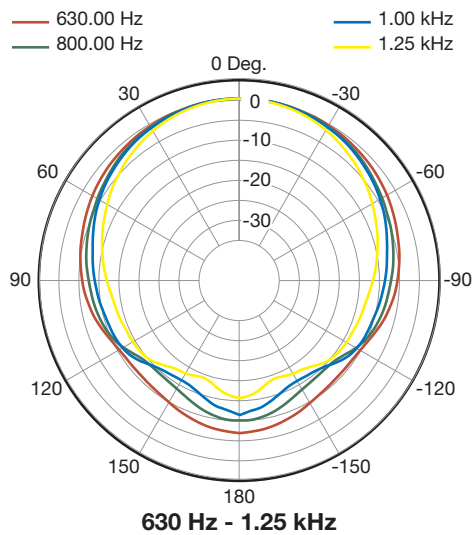
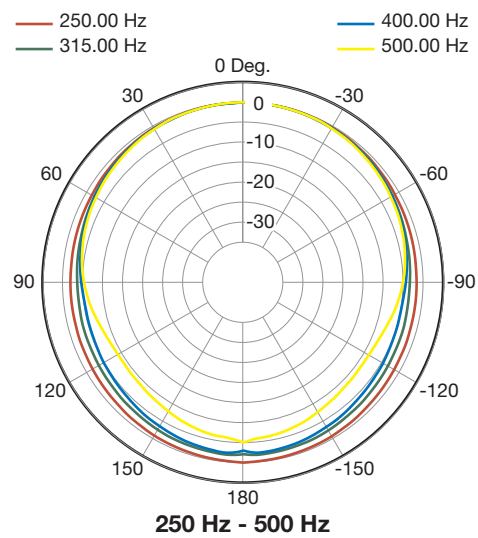
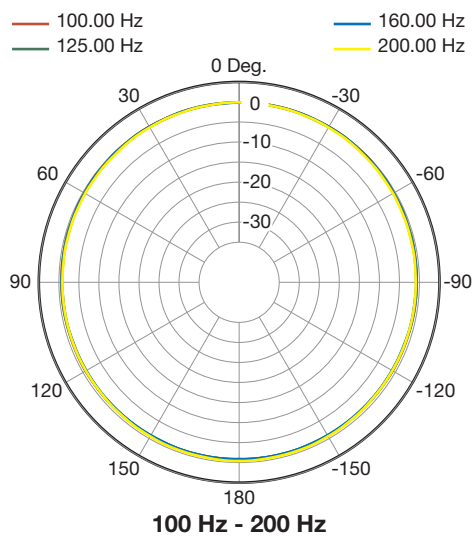


Fast and Easy Power Tap Selection

SM 26T models include a power tap selector that can be accessed right through the front grille from outside the speaker. This convenient feature further simplifies and speeds up installation, especially when setting up a large number of SM 26T speakers for 70 or 100 volt operation.

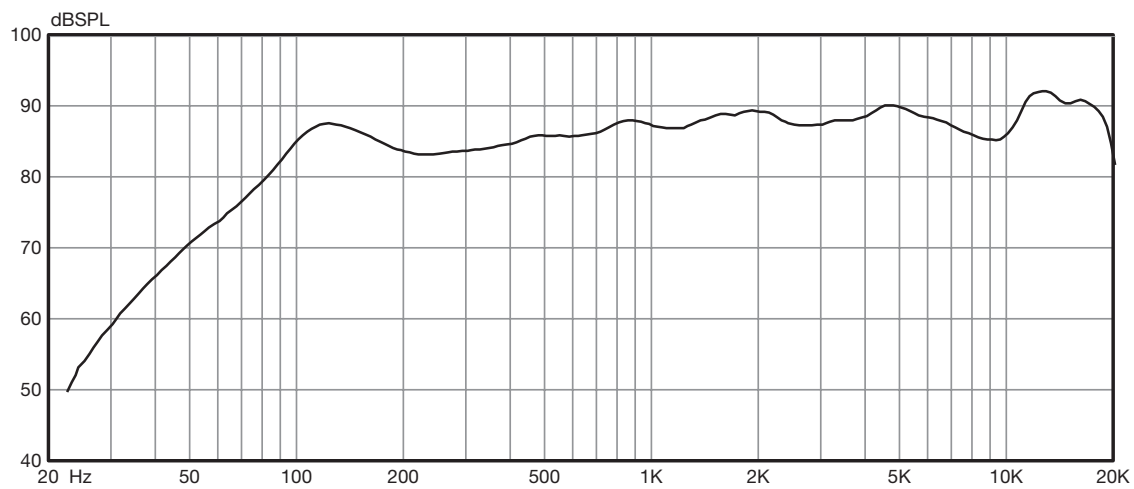


POLAR GRAPHS - 1/3 OCTAVE, HORIZONTAL

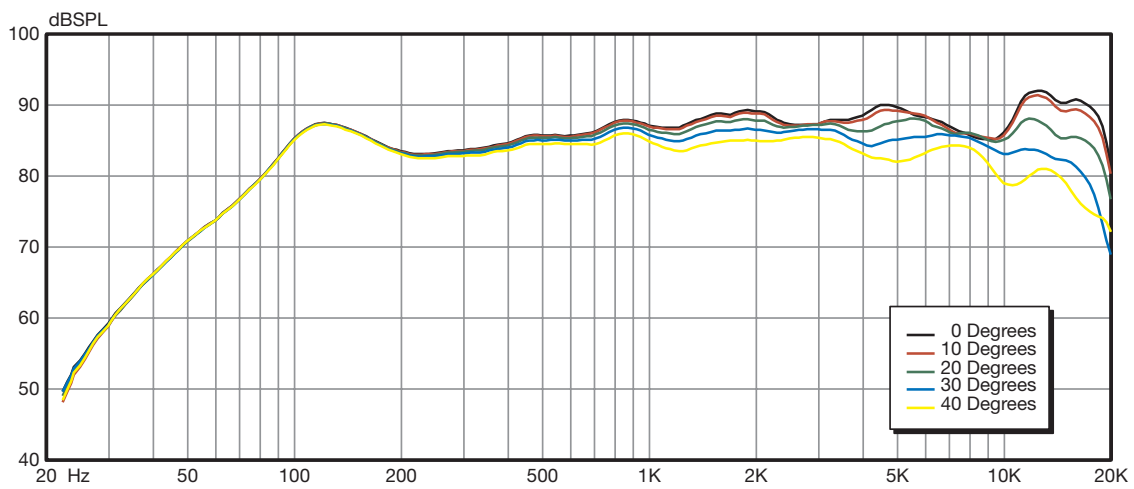


RESPONSE GRAPHS - FREQUENCY AND IMPEDANCE

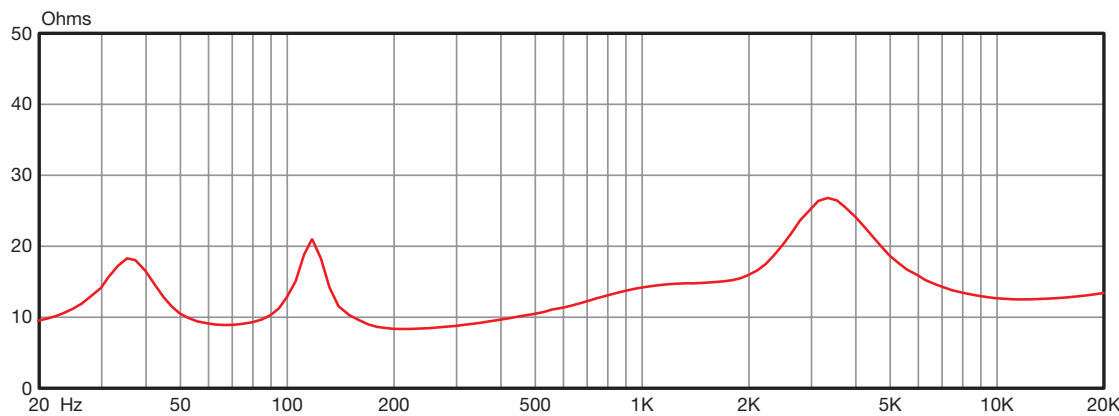
SPL VS. FREQUENCY – 1 WATT @ METER RESPONSE, FULL SPACE (4π)



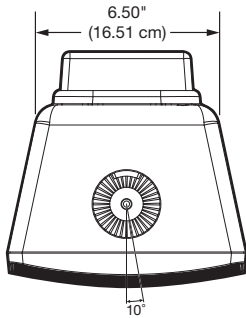
SPL VS. FREQUENCY – HORIZONTAL OFF-AXIS RESPONSE, FULL SPACE (4π)



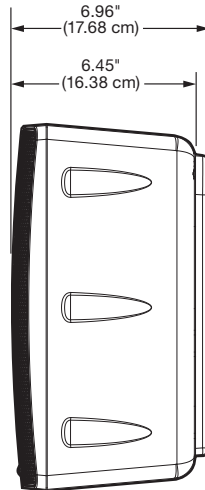
IMPEDANCE VS. FREQUENCY



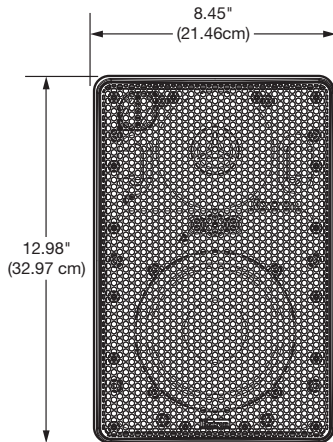
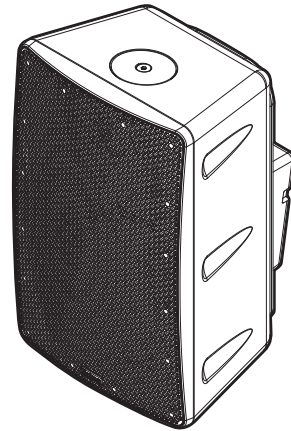
PANEL DRAWINGS



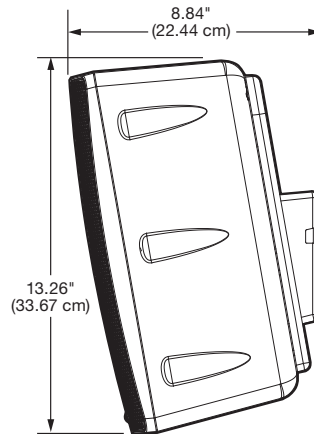
Top



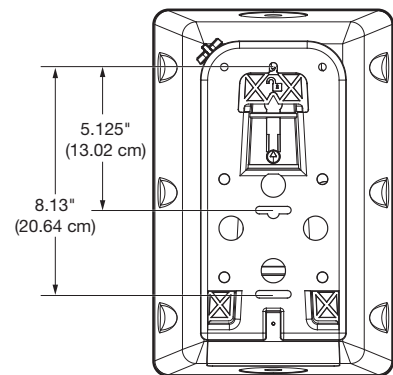
**Side View with
0 Degree Mount**



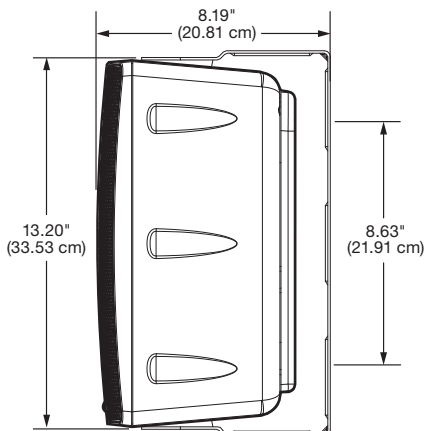
Front



**Side View with
10 Degree Adapter**



Rear



**Side View with
Yoke Mount**

WORLDWIDE SALES OFFICES

Anaheim • Raleigh • Silicon Valley • Dallas • New York • Washington, DC • Toronto • Mexico City • Paris • London
Frankfurt • Madrid • Stockholm • Amersfoort • Moscow • Dubai • Johannesburg • Tel Aviv • Sydney • Melbourne
Bangalore • Mumbai • New Delhi • Singapore • Seoul • Shanghai • Beijing • Hong Kong • Tokyo

www.extron.com